



Artifiction




Artifact

mini-mystery book

Make a

1

2 Can you guess what this object is?




- 3 Here are some clues about this mystery object
- It is found at the Frontenac County Schools Museum
 - You probably have seen a modern version
 - It is heavy

8 Learn how to fold the book with the video:

<https://youtu.be/btridci94uc>


Find out the FACTS about this mystery object by visiting link above. We will also teach you how to make your own mini-mystery artifact book!

- 4 What do you notice?
- What is it made of?
 - What parts do you see?
 - Where is it from?



Choose one of the 3 stories about the object— 2 are fiction and 1 is true!

7 Story #3



Early Projector

This was one of the earliest projectors. It was used in classrooms to show images on glass slides. Students could learn about subjects like science and social studies. **FACT or FICTION?**

5 Story #1

Model Beehive



This scientific instrument was used to teach students about honey 100 years ago. Bees would fly in through the side. Students could look in the viewfinder to see what was happening.

FACT or FICTION?



Lantern

6 Story #2

Before schools had electric lights on ceilings, lanterns were used to light the classroom. Lanterns were found at each desk to help students to see better. **FACT or FICTION?**